

Digital Teesside

Friday (not long until the) Pub Quiz – Guess the landmark from Google satellite



1. The Eiffel Tower



2. Hollywood Sign




3. Grand Canyon




4. The Pyramids of Giza



5. St. Peter's Basilica, Vatican City




6. The Colosseum



7. The Great Wall of China



8. The Statue of Liberty



9. The Great Barrier Reef



10. The Taj Mahal



11. Mount Everest



12. Niagra Falls